

Download Ebook Auto Tune Installation Guide 1 Basic Installation And

Dynojet AUTOTUNE
WIDEBAND EC CONTROLLER FOR

- FUEL INJECT AND MAF CT
- ALLOW FUEL DUMP TO BE AUTOMATICALLY ADJUSTED ON OR OFF
- FUEL DUMP BE QUANTIFIED IN POUNDS PER HOUR
- AUTO INJECTOR CONTROL

Basic installation and placement instructions are included in the PCV installation guide for Harley Davidson models.

- The Autotune kit when used in conjunction with the PCV allows the bike to be automatically tuned to a target air/fuel ratio. To use this feature you must first enable Auto Tune in the PCV.

Go to Device Tools - Configure - Autotune.

Autotune Configuration Dialog:

- **Auto Tune Enabled:** Enables Autotune feature.
- **Enable Fuel Dump:** Enabling a valve (preferably) shuts the fuel.
- **Injection Delay:** How much time after starting the engine the valve will open until engine warms up.
- **Preheat Fuel Temp:** What temperature the engine needs to reach before the software starts warping.
- **Max Fuel Temp:** The maximum the software will use per session.

Advance Device Map Dialog:

- **MAP:** 038
- **Fuel Tables:** Cylinder 5 Once Advanced
- **Ignition Tables:** Basic
- **Target RPM Tables:** Cylinder 5 Once Advanced

• Basic models are shipped with the Autotune setup for basic mode (one Target RPM table for both cylinders). If desired you can set different air/fuel targets for each cylinder and each gear. Go to Device Tools - Advance/Default map.

Make sure that Fuel Tables and Target RPM Tables are set to the same mode.

• Each Harley Davidson base map includes a base Target RPM table. These settings are intended to deliver optimal performance while still maintaining decent fuel mileage in the cruise area.

To alter the RPM target click on Target RPM in the tree view. Expand each cylinder and/or gear if necessary to view the corresponding table. If necessary type in different values in the cells. Multiple cells can be highlighted by using clicking with the mouse.

Measurements table being shown:

	R	L	R	R	R	R	R	R	R
100	0	0	0	0	0	0	0	0	0
110	0	0	0	0	0	0	0	0	0
120	0	0	0	0	0	0	0	0	0
130	0	0	0	0	0	0	0	0	0
140	0	0	0	0	0	0	0	0	0
150	0	0	0	0	0	0	0	0	0
160	0	0	0	0	0	0	0	0	0
170	0	0	0	0	0	0	0	0	0
180	0	0	0	0	0	0	0	0	0
190	0	0	0	0	0	0	0	0	0
200	0	0	0	0	0	0	0	0	0

Auto Tune Installation Guide - 1



Read Book Online:

Auto Tune Installation Guide 1 Basic Installation And

Download or read online ebook auto tune installation guide 1 basic installation and in any format for any devices.

Auto Tune Installation Guide 1 Basic Installation And - Are you looking for ebook auto tune installation guide 1 basic installation and? You will be glad to know that right now auto tune installation guide 1 basic installation and is available on our online library. With our online resources, you can find auto tune installation guide 1 basic installation and easily without hassle, since there are more than millions titles available in our ebook databases.

We have made it easy for you to find a PDF Ebooks without any digging. And by having access to our ebooks online or by storing it on your computer, you have convenient

answers with auto tune installation guide 1 basic installation and. To get started finding auto tune installation guide 1 basic installation and, you are right to find our website which has a comprehensive collection of book listed.

Download auto tune installation guide 1 basic installation and book are very easy, you just need to subscribe to our book vendor, fill the registration form and the digital book copy will present to you. Our reader mostly like to read auto tune installation guide 1 basic installation and book in PDF / ePub / Kindle format. share auto tune installation guide 1 basic installation and book to your friend if you like this amazing book.

Auto Tune Installation Guide 1 Basic Installation And reading book online also good option after you had successfully register to our book vendor. Our online book provider presenting auto tune installation guide 1 basic installation and book in high quality options. For mobile user reading book auto tune installation guide 1 basic installation and online will be exciting experience because you can read this book anywhere and anytime.


We are expecting you are get pleasure from reading auto tune installation guide 1 basic installation and book through magnificent book reader which presenting by our book provider.

Related Book To Auto Tune Installation Guide 1 Basic Installation And



Installation Guide Spyder Auto

Read online installation guide spyder auto now available in our site. Free download installation guide spyder auto also accesible right now.



Hyster Pc Service Tool Installation And Use Guide Auto

Read online hyster pc service tool installation and use guide auto now available in our site. Free download hyster pc service tool installation and use guide auto also accesible right now.





Sony Freeview Product Auto Tune Guide

Read online sony freeview product auto tune guide now available in our site. Free download sony freeview product auto tune guide also accessible right now.

[+ READ ONLINE](#)



Installation Instructions Auto Meter

Read online installation instructions auto meter now available in our site. Free download installation instructions auto meter also accessible right now.

[+ READ ONLINE](#)



Installation Manual Classic Auto Air

Read online installation manual classic auto air now available in our site. Free download installation manual classic auto air also accessible right now.

[+ READ ONLINE](#)



Auto Meter Gauges Installation Instructions

Read online auto meter gauges installation instructions now available in our site. Free download auto meter gauges installation instructions also accessible right now.

[+ READ ONLINE](#)



C Exhaust System Installation Performance Auto Parts

Read online c exhaust system installation performance auto parts now available in our site. Free download c exhaust system installation performance auto parts also accessible right now.


[+ READ ONLINE](#)



Installation Manual Long Arm Lift Kit Instructions 12 Auto

Read online installation manual long arm lift kit instructions 12 auto now available in our site. Free download installation manual long arm lift kit instructions 12 auto also accessible right now.

[+ READ ONLINE](#)



Basic Electrical Installation Work

basic electrical installation work author by Trevor Linsley and published by Routledge at 2008-06-20 with code ISBN 9781136443855.

[+ READ ONLINE](#)



Basic Edition Installation Manual Oc

Read online basic edition installation manual oc now available in our site. Free download basic edition installation manual oc also accesible right now.

[+ READ ONLINE](#)



Auto Meter 9117 Tachometer Adapter Installation Jugs

Read online auto meter 9117 tachometer adapter installation jugs now available in our site. Free download auto meter 9117 tachometer adapter installation jugs also accesible right now.

[+ READ ONLINE](#)



Auto Tab Control Atc Owner Manual Installation Bennett Marine

Read online auto tab control atc owner manual installation bennett marine now available in our site. Free download auto tab control atc owner manual installation bennett marine also accesible right now.

[+ READ ONLINE](#)



Hho Dry Cell Installation Manual Instructions Labella Auto Repair

Read online hho dry cell installation manual instructions labella auto repair now available in our site. Free download hho dry cell installation manual instructions labella auto repair also accesible right now.


[+ READ ONLINE](#)



Auto Meter 3262 Fuel Level Sender Installation Jugs

Read online auto meter 3262 fuel level sender installation jugs now available in our site. Free download auto meter 3262 fuel level sender installation jugs also accesible right now.

[+ READ ONLINE](#)



Installation Guide V1 1 Guide D 39 Installation V1 1 Axis

Read online installation guide v1 1 guide d 39 installation v1 1 axis now available in our site. Free download installation guide v1 1 guide d 39 installation v1 1 axis also accesible right now.

[+ READ ONLINE](#)
